

GTH Series Block & Bleed Gauge Valve

Hex stock, hard seat with integral bleed
6,000 psi




► Overview

The GTH series Block & Bleed Gauge Valves are machined from hexagonal bar stock and supplied in 316 stainless steel.

Available in 1/2" NPT MxF and FxF configurations.

The Block & Bleed Gauge Valves are designed for static pressure gauge and instrument installation for isolation and venting applications.



► Features

- ▶ Non-rotating stem plug moves axially into and out of the seat without rotation to eliminate seat galling.
- ▶ The stem threads are rolled and lubricated to prevent galling and reduce operating torque.
- ▶ Valves are assembled with standard T-bar handles.
- ▶ All bonnets are assembled with a locking pin to prevent accidental removal while in service.
- ▶ Teflon® packing can be adjusted to increase valve life.
- ▶ Stem packing below the threads prevents lubricant washout and ensures no process contamination.
- ▶ The valves feature safety back seating to ensure a secondary stem seal.
- ▶ Dust caps are fitted to contain stem lubricant and prevent the ingress of contaminants.
- ▶ All valves are hydrostatically tested to 1.5 times maximum working pressure prior to shipment.
- ▶ The valves are Mill Test traceable.
- ▶ 316SS material traceable to NACE MR0175

AB CRN# OC08236.2

BC CRN# OC08236.21

SK CRN# OC08236.23

► How to order

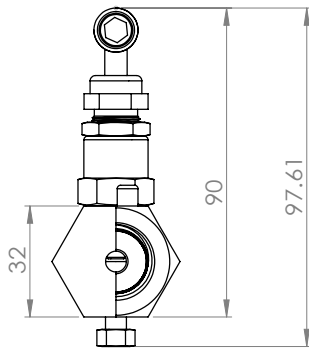
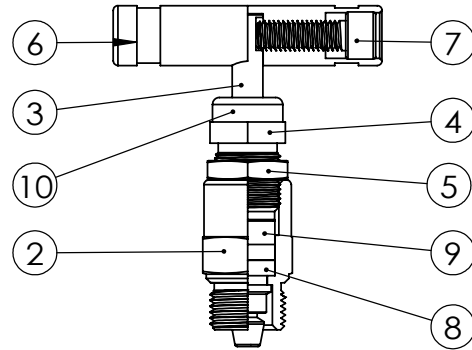
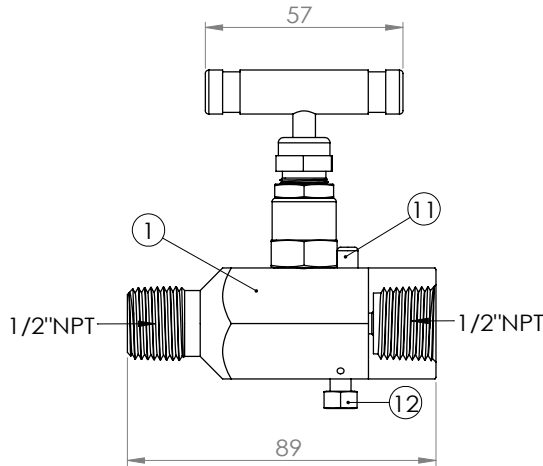
Part Number	Connections		Material	Orifice Size (mm)
	Inlet	Outlet		
GTH12MFSSB	1/2" MNPT	1/2" FNPT	316SS	5
GTH12FFSSB	1/2" FNPT	1/2" FNPT	316SS	5

GTH Series Block & Bleed Gauge Valve

Hex stock, hard seat with integral bleed
6,000 psi

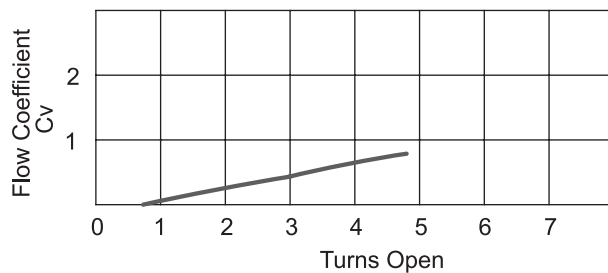


► Dimensions (Drawings shown for GTH12 series. For other GTH series drawings, please consult our sales desk.)



No.	Description	SS	No.	Description	SS
1	Body	316SS	7	Fixing Screw	302SS
2	Bonnet	316SS	8	Packing	PTFE
3	Stem	316SS	9	Pusher	316SS
4	Adjuster	316SS	10	Dust Cap	NBR
5	Lock Nut	316SS	11	Locking Pin	303SS
6	Handle	303SS	12	Bleed Screw	316SS

► Flow Characteristics



Drawings are not to scale.
Dimensions in millimeters.

► Pressure vs Temperature

